

Industry Exclusive Brand Fit Guide

DEVON & JONES®



ACTIVE FIT: A slightly trimmer cut than classic fit for a clean professional look, without excess bulk.



CLASSIC FIT: A relaxed silhouette, straight cut throughout for conventional comfort and fit.




PERFECT FIT: Our exclusive ladies' collection. Thoughtful designs that flatter every size and shape without any clinging in the wrong places.



NORTH END




A current silhouette that suits everyday wear with an updated **TRADITIONAL FIT** to allow comfortable movement. Active inspired details and fabrics allow these garments to suit your everyday activities while creating an easy, professional look.




H HARRITON®

Harriton's **UNIVERSAL FIT** offers all day functional comfort fits that allow for ease of movement. Designed with light industrial and service environments in mind, Harriton garments are built to fit the everyday workplace, whatever the day requires.



TEAM 365™

TEAM 365 focuses on true athletic outfitting. Our **ATHLETIC FIT** allows garments to move and flex comfortably with the athlete, keeping the coaching staff on tasks on the sidelines or the fans cheering comfortably in the bleachers.



Finding your perfect garment size is easy

How to Measure

CHEST: Measure just under the arms, across fullest part of chest, around shoulder blades holding tape firm and level.

WAIST: Measure your natural waistline, keeping one finger between the tape and the waist.

HIP: Stand and measure around the fullest point of hips.

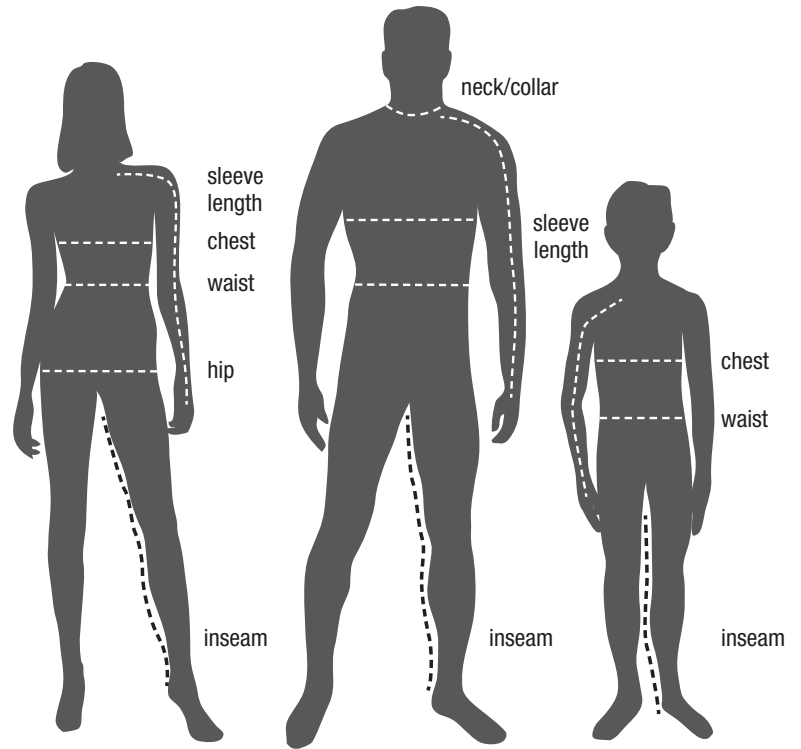
SLEEVE LENGTH: With arm relaxed at side and slightly bent, measure from centre back neck, over the shoulder, down to the outer wrist.

INSEAM: Stand and measure from centre crotch to bottom of ankle bone. (Please refer to specific style for garment inseam length.)











UNISEX: Men's medium is similar to ladies' large. Sleeve length will be about 1-1½" longer. Body of garment is not form fitting. Unisex medium is equivalent to men's medium through chest and sleeve length.

TALL SIZES:

Men's garments have added length in the body and sleeves. Short-sleeves are 1" longer, long-sleeves and body length are 2" longer.



MEN'S GARMENT SIZE	XS	S	M	L	XL	2XL	3XL	4XL	5XL	6XL
Neck/Collar Size	13.5" - 14"	14.5" - 15"	15.5" - 16"	16.5" - 17"	17.5" - 18"	18.5" - 19"	19.5" - 20"	20.5" - 21"	21.5" - 22"	22.5" - 23"
Chest	32" - 34"	35" - 38"	39" - 41"	42" - 45"	46" - 49"	50" - 52"	53" - 56"	57" - 60"	61" - 64"	65" - 68"
Waist	26" - 28"	29" - 31"	32" - 34"	35" - 37"	38" - 41"	42" - 44"	45" - 47"	48" - 50"	51" - 53"	54" - 56"
Sleeve Length (Regular)	32.5" - 33"	33" - 33.5"	34" - 34.5"	35" - 35.5"	36" - 36.5"	37" - 37.5"	38" - 38.5"	38.5" - 39"	39" - 39.5"	39.5" - 40"
Sleeve Length (Tall)	32.5" - 33"	33" - 33.5"	34" - 34.5"	37" - 37.5"	38" - 38.5"	39" - 39.5"	40" - 40.5"	40.5" - 41"	41" - 41.5"	41.5" - 42"
LADIES' GARMENT SIZE	XS	S	M	L	XL	2XL	3XL	4XL		
Equivalent Ladies' Sizes	2-4	6-8	10-12	14-16	18	20	22	24		
Chest	31" - 32"	33" - 35"	36" - 38"	39" - 42"	43" - 45"	46" - 49"	50" - 53"	54" - 57"		
Waist	23" - 24"	25" - 27"	28" - 30"	31" - 32"	33" - 35"	36" - 38"	39" - 41"	42" - 44"		
Hip	33" - 34"	35" - 37"	38" - 40"	41" - 42"	43" - 45"	46" - 48"	49" - 51"	52" - 54"		
Sleeve Length	29.5" - 30"	30.5" - 31"	31.5" - 32"	32.5" - 33"	33.5" - 34"	34.5" - 35"	35" - 35.5"	35.5" - 36"		
YOUTH GARMENT SIZE	S (8)	M (10-12)	L (14-16)	XL (18-20)						
Chest	26" - 27"	28" - 30"	31" - 32"	33" - 34"						
Waist	23" - 24"	25" - 26"	27" - 28"	29" - 30"						
Sleeve Length	25" - 26.5"	26.5" - 28"	28" - 29.5"	29.5" - 31"						

BRAND	GENDER	XXS	XS	S	M	L	XL	2XL	3XL	4XL	5XL	6XL
ALL SPORT	Men's (Chest)		33"-36"	36"-37"	38.5"-39.5"	41"-42"	44.5"-45.5"	48"-49"	51.5"-52.5"			
	Men's (Inseam)		31"-32"	31"-32"	31"-32"	31"-32"	32"-33"	32.5"-33.5"	33.5"			
	Men's Bottoms (Waist)		28"-30"	30"-32"	32"-34"	32"-34"	35"-38"	38"-41"	41"-44"	44"-47"		
	Ladies' (Size)		2-4	4-6	8-10	12-14	16-18	20-22	24-26			
	Ladies' Bottoms (Waist)		23"-25"	26"-28"	28"-30"	30"-32"	32"-34"	34"-37"	37"-40"			
	Ladies' Bottoms (Inseam)		31"-32"	31"-32"	32"-33"	32.5"-33.5"	33.5"	33.5"	33.5"			
	Youth (Size)		4	6-8	10-12	14-16	18-20					
	Youth Bottoms (Waist)		25"-26"	26"-28"	28"-30"	30"-32"	32"-35"					
 ALTERNATIVE	Men's (Chest)		32"-34"	35"-37"	38"-40"	41"-43"	44"-46"	47"-48"	49"-50"			
	Men's (Waist)		25"-27"	28"-30"	31"-33"	34"-36"	37"-39"	40"-42"	43"-45"			
	Ladies' (Chest)		30"-31"	32"-33"	34"-35"	36"-38"	39"-40"	41"-42"				
	Ladies' (Waist)		23"-25"	25"-27"	27"-29"	29"-31"	31"-33"	34"-35"				
American Apparel	Ladies' (Size)	00	4	6	8	10	12					
	Ladies' (Chest)	26"-28"	28"-30"	30"-32"	32"-34"	36"-38"	40"-42"	44"-46"				
	Unisex (Chest)	29"-31"	30"-32"	34"-36"	38"-40"	42"-44"	46"-48"	48"-50"	50"-52"			
	Youth (Chest)	21"	22"	23"	26"	27"	28"					
BELLA + CANVAS LOS ANGELES	Men's/Unisex (Chest)		31"-34"	34"-37"	38"-41"	42"-45"	46"-49"	50"-53"	54"-57"	58"-61"		
	Ladies' Jersey & Rib (Size)			2-4	6-8	8-10	10-14	14-18				
	Ladies' Relaxed (Size)			2-6	6-10	10-14	14-18	18-22				
	Ladies' Slouchy (Size)			2-4	6-10	10-14	14-18	18-20				
	Ladies' Flowy (Size)	0-2	2-4	6-10	10-14	14-18	18-20					
	Boxy (Size)			2-6	6-10	10-18						
	Girls' (Size)			6-8	10-12	14-16						
	Youth (Size)			6-8	10-12	14-16						
 CODE FIVE L.A.T APPAREL	Men's (Chest)			34"-36"	38"-40"	42"-44"	46"-48"	50"-52"	54"-56"	58"-60"		
	Ladies' (Size)			2-4	6	8-10	12-14	16-18				
	Youth (Size)		2-4	6-8	10-12	14-16						
 Dickies	Men's (Chest)			34"-36"	38"-40"	42"-44"	46"-48"	50"-52"	54"-56"	58"-60"	62"-64"	
	Ladies' (Chest)			34"-35"	36"-37.5"	38.5"-40.5"	41.5"-44"	46"-48"	49"-51"	52"-54"	55"-57"	58"-60"
 DRI-DUCK	Men's (Chest)			34"-36"	38"-40"	42"-44"	46"-48"	50"-52"	54"-56"	58"-60"	62"-64"	66"-68"
	Ladies' (Size)			4-6	8-10	12-14	16-18	20-22	24-26			
 FRUIT & LOOM	Men's (Chest)			34"-36"	38"-40"	42"-44"	46"-48"	50"-52"	54"-56"	58"-60"	62"-64"	66"-68"
	Ladies' (Size)			4-6	8-10	12-14	16-18	20-22	24-26			
	Youth (Size)		2-4	6-8	10-12	14-16	18-20					
GILDAN	Men's (Chest)			34"-36"	38"-40"	42"-44"	46"-50"	50"-52"	54"-56"	58"-60"	62"-64"	
	Ladies' (Size)		0-2	4-6	8-10	12-14	18-20	20-22	24-26			
	Junior Ladies' (Size)		0-2	4-6	8-10	12-14	16-18	18-20				
	Youth (Size)		2-4	6-8	10-12	14-16						
	Youth (Size) G200B/G240B/G500B		6-8	10-12	14-16	18-20	22-24					
 JERZEES	Men's (Chest)			34"-36"	38"-40"	42"-44"	46"-48"	50"-52"	54"-56"	58"-60"	62"-64"	
	Ladies' (Size)			4-6	8-10	12-14	16-18	20-22	24-26			
	Youth (Size)		2-4	6-8	10-12	14-16	18-20					
 L.A.T LIVE AND TELL L.A.T APPAREL	Adult (Chest)			34"-36"	38"-40"	42"-44"	46"-48"	50"-52"	54"-56"	58"-60"	62"-64"	66"-68"
	Ladies' (Size)			2-4	6	8-10	12-14	16-18	20-22			
	Juniors' (Size)			0-3	5-7	7-9	11-13	13-15				
	Girls' (Size)		4-6	7-8	10-12	14	16					
	Youth (Size)		2-4	6-8	10-12	14-16	18-20					
 Marmot	Men's (Chest)		33"-35"	36"-38"	39"-41"	42"-45"	46"-49"	50"-53"	54"-57"			
	Ladies' (Size)		4-6	6-8	8-10	12-14	14-16					
 NEXT LEVEL APPAREL	Men's/Unisex (Chest)		33"-35"	35"-38"	38"-41"	43"-44"	45"-48"	48"-52"	53.5"-56"	60"		
	Ladies' Fitted (Chest)			29.5"	31.5"	33.5"	36.5"	39.5"				
	Ladies' Fitted (Size)			0-2	2-4	4-6	8-10	12				
	Ladies' Relaxed (Chest)		30"	32"	34"	36"	39"	42"	45.5"			
	Ladies' Relaxed (Size)		0-2	2-4	4-6	8-10	12-14	14-16	18-20			
	Ladies' Dolman/Flowy (Chest)		35"	37"	38"	40"	44"	47"	50"			
	Ladies' Dolman/Flowy (Size)		2-6	4-8	6-10	8-12	12-16	18-20	20-24			
	Boys/Youth (Size)		4/5	6/7	8	10/12	14/16					
	Girls' (Size)		3/4	6/6x	7/8	10/12	14/16					
	Men's Joggers (Waist)			29"	31"	33"	35"	37"				
	Men's Joggers (Inseam)			30"	30"	30"	30.5"	31"				
	Ladies' Joggers (Waist)		26.5"	28.5"	30.5"	32.5"	34.5"	36.5"				
	Ladies' Joggers (Inseam)		27.75"	28.25"	28.25"	28.25"	28.75"	29.5"				
THREADFAST APPAREL	Men's/Unisex (Chest)		30"-32"	34"-36"	38"-40"	42"-44"	46"-48"	50"-52"	54"-56"			
	Ladies' Modern (Size)			2-6	6-10	10-14	14-18	18-20				
	Ladies' Relaxed (Size)			2-6	6-10	10-14	14-18	18-20				
	Ladies' Active (Size)			2-4	6-8	8-10	10-14	14-18				
 Tie-Dye by color tone	Adult (Chest)			34"-36"	38"-40"	42"-44"	46"-48"	50"-52"	54"-56"	58"-60"	62"-64"	
	Youth (Size)			2-4	6-8	10-12	14-16					